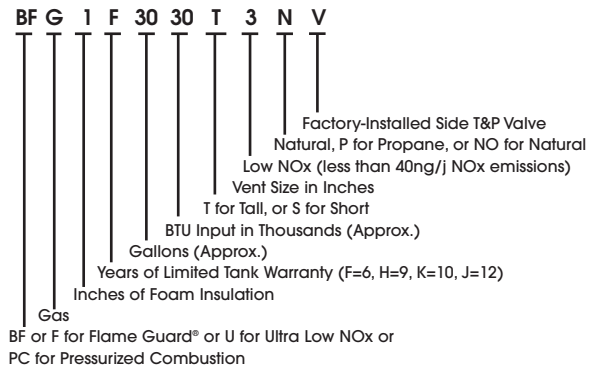
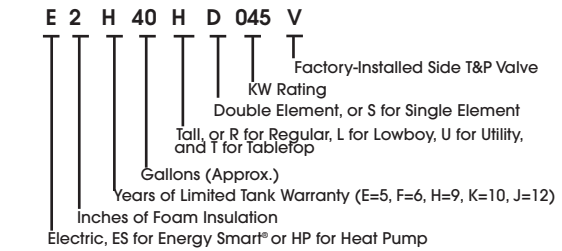


Residential Model Number Keys

GAS MODEL NUMBER KEY*



ELECTRIC MODEL NUMBER KEY*



*See specification sheet for exact ratings.

Product Service and Support

500 Princeton Road
 P.O. Box 1597 (Mailing)
 Johnson City, Tennessee 37605-1597
 (800) 999-9515 / (800) 999-5210 fax
www.americanwaterheater.com

Dimensions in all charts shown in inches.
 Dimensions and specifications subject to change
 without notice in accordance with our policy of
 continuous product improvement.



Copyright © 2011 U.S. Craftmaster® Water Heater Company®
 All rights reserved.



USCBRO0611

Electric and Gas Residential Water Heaters



Offering a complete line of residential electric and gas water heaters.



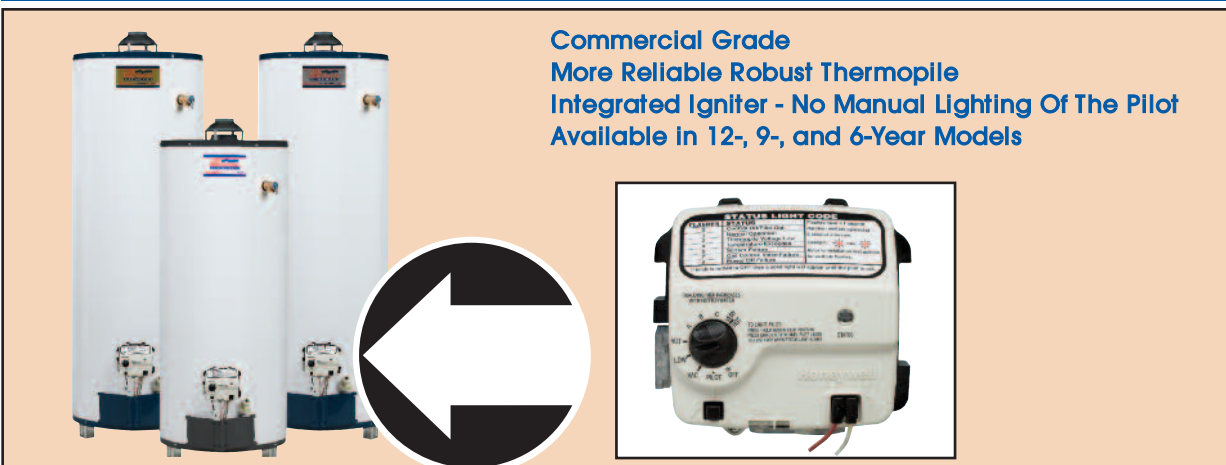


Gas Water Heaters

Gas Features

- **Intelligent Control:** electronic gas valve is microprocessor controlled for more precise sensing and operation, resulting in improved efficiency and optimal performance.
- **Self-Powered:** electronic gas valve employs thermopile to provide electricity for operations and diagnostic display; no external power supply is needed.
- **Self-Diagnostics:** electronic gas control monitors operational condition and reports status through LED indicator.
- **Integrated Piezo (push button) Pilot Igniter:** with LED to indicate when the pilot sequence is complete, means easier installation and startup.
- **Built-In Safety Features:** automatically shut down the water heater if air supply becomes restricted or overheating threshold is reached.
- **Self-Cleaning Dip Tube:** reduces sediment buildup for heating efficiency and long tank life (12- and 9-Year Models).
- **Top-Mounted, Heavy-Duty Anode:** protects tank against corrosion, maximizes tank life.
- **The Flame Lock® Safety System:** reduces the risk of accidental fires involving flammable vapors from products such as gasoline, paint thinner, and solvents.
- **3/4" Top Water Connections, 1/2" Gas Connection.**

Premium Electronic Gas Valve



12-Year* Tank & Parts, Self-Cleaning Gas - FVIR Compliant

MODEL NUMBER	GALLON CAPACITY	BTU INPUT NATURAL GAS	BTU INPUT PROPANE	G.P.H. RECOVERY AT 90°F RISE (NATURAL)	G.P.H. RECOVERY AT 90°F RISE (PROPANE)	E.F.	HEIGHT TO TOP OF VENT	JACKET DIAMETER	HEIGHT TO TOP OF HEATER	HEIGHT TO SIDE T&P	FAMILY SIZE
BFG2J4040T3NOV	40	40,000	36,000	40.5	36.5	.63	61-3/4	20	58-3/8	51-3/4	3-4
BFG2J5040T3NOV	50	40,000	40,000	40.5	40.5	.62	60-3/4	22	57-3/8	50-1/2	5+
BFG1J4040T3NOV	40	40,000	36,000	40.5	36.5	.59	62	18	58-3/4	51-3/4	3-4
BFG1J5040T3NOV	50	40,000	40,000	40.5	40.5	.58	60-3/4	20	57-1/2	50-1/2	5+

9-Year* Tank & Parts, Self-Cleaning Gas - FVIR Compliant

MODEL NUMBER	GALLON CAPACITY	BTU INPUT NATURAL GAS	BTU INPUT PROPANE	G.P.H. RECOVERY AT 90°F RISE (NATURAL)	G.P.H. RECOVERY AT 90°F RISE (PROPANE)	E.F.	HEIGHT TO TOP OF VENT	JACKET DIAMETER	HEIGHT TO TOP OF HEATER	HEIGHT TO SIDE T&P	FAMILY SIZE
BFG2H4040T3NOV	40	40,000	36,000	40.5	36.5	.63	61-3/4	20	58-3/8	51-3/4	3-4
BFG2H5040T3NOV	50	40,000	40,000	40.5	40.5	.62	60-3/4	22	57-3/8	50-1/2	5+
BFG1H4040S3NOV	40	40,000	36,000	40.5	36.5	.59	52-1/4	20	49	42-1/4	3-4
BFG1H4040T3NOV	40	40,000	36,000	40.5	36.5	.59	62	18	58-3/4	51-3/4	3-4
BFG1H5040T3NOV	50	40,000	40,000	40.5	40.5	.58	60-3/4	20	57-1/2	50-1/2	5+

6-Year* Tank & Parts, Gas - FVIR Compliant

MODEL NUMBER	GALLON CAPACITY	BTU INPUT NATURAL GAS	BTU INPUT PROPANE	G.P.H. RECOVERY AT 90°F RISE (NATURAL)	G.P.H. RECOVERY AT 90°F RISE (PROPANE)	E.F.	HEIGHT TO TOP OF VENT	JACKET DIAMETER	HEIGHT TO TOP OF HEATER	HEIGHT TO SIDE T&P	FAMILY SIZE
BFG1F3030S3NOV	30	30,000	29,000	30.4	29.4	.61	49	18	45-3/4	39	1-2
BFG1F3030T3NOV	30	30,000	29,000	30.4	29.4	.61	59-3/4	16	56-1/2	49-1/2	1-2
BFG1F4040S3NOV	40	40,000	36,000	40.5	36.5	.59	52-1/4	20	49	42-1/4	3-4
BFG1F4040T3NOV	40	40,000	36,000	40.5	36.5	.59	62	18	58-3/4	51-3/4	3-4
BFG1F4034T3NOV	40	34,000	33,000	34.5	33.5	.59	60-3/4	18	57-1/2	50-1/2	3-4
BFG1F5040T3NOV	50	40,000	40,000	40.5	40.5	.58	60-3/4	20	57-1/2	50-1/2	5+
BFG1F5050T4NOV	50	50,000	47,000	50.7	47.6	.58	60-3/4	20	57-1/2	50-1/2	5+
BFG2F5040T3NOV	50	40,000	40,000	40.5	40.5	.62	60-3/4	22	57-1/2	50-1/2	5+
BFG2F4040T3NOV	40	40,000	36,000	40.5	36.5	.63	61-3/4	20	58-3/8	51-3/4	3-4
G2F7575T4NV**	75	75,100	75,100	80.1	80.1	N/A	63-1/2	26	60	53-1/4	5+

Above models are natural gas. To order propane models, change "N" or "NO" suffix to "P" suffix. Delete "V" in model number for top T&P option, T&P opening on top of the heater with the valve shipped in the box for field installation.

**NoF FVIR-Compliant - Non-Flame Guard® model.

9-Year* Tank & Parts, Ultra Low NOx - FVIR Compliant

MODEL NUMBER	GALLON CAPACITY	BTU INPUT NATURAL GAS	BTU INPUT PROPANE	G.P.H. RECOVERY AT 90°F RISE (NATURAL)	G.P.H. RECOVERY AT 90°F RISE (PROPANE)	E.F.	HEIGHT TO TOP OF VENT	JACKET DIAMETER	HEIGHT TO TOP OF HEATER	HEIGHT TO SIDE T&P	FAMILY SIZE
UG2H4040T3NV	40	40,000	-	41.5	-	.62	62	20	58-3/8	50-3/4	3-4

6-Year* Tank & Parts, Ultra Low NOx - FVIR Compliant

MODEL NUMBER	GALLON CAPACITY	BTU INPUT NATURAL GAS	BTU INPUT PROPANE	G.P.H. RECOVERY AT 90°F RISE (NATURAL)	G.P.H. RECOVERY AT 90°F RISE (PROPANE)	E.F.	HEIGHT TO TOP OF VENT	JACKET DIAMETER	HEIGHT TO TOP OF HEATER	HEIGHT TO SIDE T&P	FAMILY SIZE
UG2F4040T3NV	40	40,000	-	41.5	-	.62	62	20	58-3/8	50-3/4	3-4
UG1F3030T3NV	30	30,000	-	31.5	-	.61	59-7/8	17	56-3/8	48-1/2	1-2
UG1F4040T3NV	40	40,000	-	41.5	-	.59	62-1/8	18	58-5/8	50-3/4	3-4
UG1F5040T3NV	50	40,000	-	41.5	-	.58	61	20	57-1/2	49-1/2	5+

*Limited warranty on tank and parts. Complete details in written warranty.

All models are certified at 300 PSI test pressure and 150 PSI working pressure. All water connections are 3/4" NPT on 8" centers (except for 7575T which are 1" NPT on 11" centers). Gas connections are 1/2".





WATER ★ HEATERS

Electric Water Heaters



U.S. Craftmaster® Electric Water Heaters offer excellent energy savings while delivering maximum hot water.

Standard Electric Features

- Dual 4500 Watt Heating Elements - ensure hot water availability and quick recovery
- High Energy Efficiency - saves money
- Environmentally Friendly Non-CFC Foam Insulation - to reduce heat loss and save money
- Internal Heat Traps Included - saves energy
- Heavy-Duty Anode Rod - provides extra protection against corrosion for longer tank life
- Child-Resistant, Corrosion-Resistant Drain Valve - design helps avoid danger of young children being scalded
- UL Listed



All models are wired interlocking (non-simultaneous) 240 volt with 4500 watt elements, unless otherwise specified. All models are certified at 300 PSI test pressure and 150 PSI working pressure. Water connections are 3/4" NPT.

12-Year* Tank & Parts Energy Smart® Self-Cleaning Electric

MODEL NUMBER	GALLON CAPACITY	G.P.H. RECOVERY 90°F RISE	E.F.	JACKET DIAMETER	HEIGHT TO TOP OF HEATER	HEIGHT TO SIDE T&P OPENING	FAMILY SIZE
ES2J40RD045V	40	20.7	.92	20	48-1/4	40-3/4	2-3
ES2J40HD045V	40	20.7	.92	18	59	52-1/2	2-3
ES2J50RD045V	50	20.7	.92	22	48	40-3/4	3-4
ES2J50HD045V	50	20.7	.91	20	58-1/4	51-1/2	3-4
ES2J65HD045V	65	20.7	.91	22	59-1/4	53	5+
ES2J80HD045V	80	20.7	.88	24	59	53	5+

9-Year* Tank & Parts Energy Smart® Self-Cleaning Electric

MODEL NUMBER	GALLON CAPACITY	G.P.H. RECOVERY 90°F RISE	E.F.	JACKET DIAMETER	HEIGHT TO TOP OF HEATER	HEIGHT TO SIDE T&P OPENING	FAMILY SIZE
ES2H40RD045V	40	20.7	.92	20	48-1/4	40-3/4	2-3
ES2H40HD045V	40	20.7	.92	18	59	52-1/2	2-3
ES2H50RD045V	50	20.7	.92	22	48	40-3/4	3-4
ES2H50HD045V	50	20.7	.91	20	58-1/4	51-1/2	3-4
ES2H80HD045V	80	20.7	.88	24	59	53	5+

Single element version available, change "D" to "S" suffix. Other wattages available, specify when ordering. Delete "V" in model number for top T&P option, T&P opening on top of the heater with the valve shipped in the box for field installation. 3/4" water connections on 8" centers.

*Limited warranty on tank and parts. Complete details in written warranty.

12-Year* Tank & Parts Self-Cleaning Electric

MODEL NUMBER	GALLON CAPACITY	G.P.H. RECOVERY 90°F RISE	E.F.	JACKET DIAMETER	HEIGHT TO TOP OF HEATER	HEIGHT TO SIDE T&P OPENING	FAMILY SIZE
E2J40RD045V	40	20.7	.92	20	47-1/4	40-3/4	2-3
E2J40HD045V	40	20.7	.92	18	59	52-1/2	2-3
E2J50RD045V	50	20.7	.91	22	46-3/4	40-3/4	3-4
E2J50HD045V	50	20.7	.91	20	58-1/4	51-1/2	3-4
E2J65HD045V	66	20.7	.90	22	59-1/4	53	5+
E2J80HD045V	80	20.7	.87	24	59	53	5+

9-Year* Tank & Parts Self-Cleaning Electric

MODEL NUMBER	GALLON CAPACITY	G.P.H. RECOVERY 90°F RISE	E.F.	JACKET DIAMETER	HEIGHT TO TOP OF HEATER	HEIGHT TO SIDE T&P OPENING	FAMILY SIZE
E2H40RD045V	40	20.7	.92	20	47-1/4	40-3/4	2-3
E2H40HD045V	40	20.7	.92	18	59	52-1/2	2-3
E2H50RD045V	50	20.7	.91	22	46-3/4	40-3/4	3-4
E2H50HD045V	50	20.7	.91	20	58-1/4	51-1/2	3-4

6-Year* Tank & Parts Electric

MODEL NUMBER	GALLON CAPACITY	G.P.H. RECOVERY 90°F RISE	E.F.	JACKET DIAMETER	HEIGHT TO TOP OF HEATER	HEIGHT TO SIDE T&P OPENING	FAMILY SIZE
E2F30HS045V	30	20.7	.93	18	45	38-1/2	1-2
E2F40RS045V	40	20.7	.92	20	47-1/4	40-3/4	2-3
E2F30HD045V	30	20.7	.93	18	45	38-1/2	1-2
E2F40RD045V	40	20.7	.92	20	47-1/4	40-3/4	2-3
E2F40HD045V	40	20.7	.92	18	59	52-1/2	2-3
E1F50RD045V	50	20.7	.90	20	50	40-3/4	3-4
E2F50HD045V	50	20.7	.91	20	58-1/4	51-1/2	3-4
E2F65HD045V	66	20.7	.90	22	59-1/4	53	5+
E2F80HD045V	80	20.7	.87	24	59	53	5+
E2F119RD045V**	119	20.7	.83	28	61-3/4	54-3/4	5+

Single element version available, change "D" to "S" suffix. Other wattages available, specify when ordering. Delete "V" in model number for top T&P option, T&P opening on top of the heater with the valve shipped in the box for field installation. 3/4" water connections on 8" centers.

*Limited warranty on tank and parts. Complete details in written warranty.

**Available with side T&P only.



More capacity. More savings. Best in class eco-friendly heat pump water heater.

- Innovative Design Extracts Heat from Even the Most Extreme Geographies
- ENERGY STAR® Qualified to Take Advantage of up to 30% Federal Tax Credit
- Easy-to-Use Touch Pad
- Zero Maintenance Powered Anode Rod

Four Operating Modes

- EFFICIENT** - This mode uses the heat pump technology to heat water and maximize your savings.
- HYBRID** - By combining both the heat pump technology and high-efficiency heating elements, you save money and quickly enjoy hot water again even after long showers or baths.
- CONVENTIONAL** - This setting suspends the heat pump during periods when there is little available heat, such as unconditioned spaces in extreme winter cold snaps.
- VACATION** - This is the perfect setting for minimizing costs when you are out of town, while also preventing damage that can be caused by freezing.

10-Year* Tank & Parts Energy Efficient Heat Pump Electric Water Heater

MODEL NUMBER	GALLON CAPACITY	ENERGY FACTOR BY MODE EFF		1ST HOUR RATING/GAL. EFF	PER MODE HYBRID		DIAMETER	HEIGHT	FAMILY SIZE
		EFF	HYBRID		HYBRID	HYBRID			
HPE2K80HD045V	80	2.30	2.33	70	84	84	24	82	5+
HPE2K60HD045V	60	2.40	2.33	51	68	68	24	67	3-4

*Limited warranty on tank and parts. Complete details in written warranty.



New High Efficiency Gas Water Heaters

Pressurized Combustion and Gas Hybrid



Specialty Water Heaters

12-Year* Tank & Parts High Efficiency Pressurized Combustion

MODEL NUMBER	GALLON CAPACITY	BTU INPUT NATURAL GAS	BTU INPUT PROPANE	G.P.H. RECOVERY AT 90°F RISE (NATURAL)	G.P.H. RECOVERY AT 90°F RISE (PROPANE)	E.F.	HEIGHT TO TOP OF VENT	JACKET DIAMETER	HEIGHT TO TOP OF HEATER	HEIGHT TO SIDE T&P	FAMILY SIZE
PCG2J4040T3NOV	40	40,000	N/A	43	N/A	.70	61-3/4	20	58-3/8	51-3/4	3-4
PCG2J5040T3NOV	50	40,000	N/A	43	N/A	.70	60-5/8	22	57-3/8	50-1/2	5+

*Limited warranty on tank and parts. Complete details in written warranty.

ENERGY STAR® Qualified Atmospheric Gas

MODEL NUMBER	GALLON CAPACITY	BTU INPUT NATURAL GAS	BTU INPUT PROPANE	G.P.H. RECOVERY AT 90°F RISE (NATURAL)	G.P.H. RECOVERY AT 90°F RISE (PROPANE)	E.F.	HEIGHT TO TOP OF VENT	JACKET DIAMETER	HEIGHT TO TOP OF HEATER	HEIGHT TO SIDE T&P	FAMILY SIZE
FDG2F4040S3NOV*	40	40,000	40,000	40.9	37.9	.67	55	22	49	42-1/4	3-4
FDG2F4040T3NOV	40	40,000	40,000	40.9	37.9	.67	64-1/2	20	58-3/8	51-1/2	3-4
FDG2F5040T3NOV	50	40,000	40,000	40.9	37.9	.67	63-1/2	22	57-3/8	50-5/8	5+
FDG2H4040S3NOV*	40	40,000	40,000	40.9	37.9	.67	55	22	49	42-1/4	3-4
FDG2H4040T3NOV	40	40,000	40,000	40.9	37.9	.67	64-1/2	20	58-3/8	51-1/2	3-4
FDG2H5040T3NOV	50	40,000	40,000	40.9	37.9	.67	63-1/2	22	57-3/8	50-5/8	5+

*Models will be available 2nd quarter 2011, call for availability.

6-Year* Tank & Parts High Efficiency Gas Hybrid

MODEL NUMBER	FIRST HOUR DELIVERY	G.P.H. RECOVERY 90°F RISE	THERMAL EFFICIENCY	DEPTH OF HEATER	HEIGHT TO TOP OF HEATER	FAMILY SIZE
HG-90N	189	121	90%	32	47-1/2	5+

*Limited warranty on tank and parts. Complete details in written warranty.

6-Year* Tank & Parts PowerFlex® - Thru-the-Wall Power Venting - FVIR-Compliant

MODEL NUMBER	GALLON CAPACITY	BTU INPUT NATURAL GAS	BTU INPUT PROPANE	G.P.H. RECOVERY AT 90°F RISE (NATURAL)	G.P.H. RECOVERY AT 90°F RISE (PROPANE)	E.F.	HEIGHT TO TOP OF VENT	JACKET DIAMETER	HEIGHT TO TOP OF HEATER	HEIGHT TO SIDE T&P	FAMILY SIZE
PVG62-40T42-NV	40	42,000	42,000	42.6	42.6	.67	66-7/8	20	58-5/8	51-1/2	3-4
PVG62-50T42-NV	50	42,000	42,000	42.6	42.6	.67	65-5/8	22	57-7/16	51	5+
PVG62-50T60-NV	50	60,000	50,000	60.8	50.7	.67	65-5/8	22	57-7/16	51	5+
PVG62-75T75-3NV**	75	75,100	75,100	76.1	76.1	N/A	70-1/4	26	60	53	5+

Factory-installed side T&P valve. For propane, substitute "P" for "N" in the model number. Electrical requirements: 110/120 volt, 60 cycle AC power source, less than 5 amp draw. Top inlet and outlet are 3/4" on 8" centers. 75-gallon model has 1" top water connections on 11" centers. 50T60 and 75T75 models also include side located space heating water connections.

**PVG62-75T75-3NV Not FVIR-Compliant.

6-Year* Tank & Parts PowerFlex Direct® - Thru-the-Wall Power Venting - FVIR-Compliant

MODEL NUMBER	GALLON CAPACITY	BTU INPUT NATURAL GAS	BTU INPUT PROPANE	G.P.H. RECOVERY AT 90°F RISE (NATURAL)	G.P.H. RECOVERY AT 90°F RISE (PROPANE)	E.F.	HEIGHT TO TOP OF VENT	JACKET DIAMETER	HEIGHT TO TOP OF HEATER	HEIGHT TO SIDE T&P	FAMILY SIZE
PDVG62-40T42-NV	40	42,000	42,000	42.6	42.6	.67	66-7/8	20	58-5/8	51-1/2	3-4
PDVG62-50T42-NV	50	42,000	42,000	42.6	42.6	.67	65-5/8	22	57-7/16	51	5+
PDVG62-50T60-NV	50	60,000	50,000	60.8	50.7	.67	65-5/8	22	57-7/16	51	5+

Factory-installed side T&P valve. For propane, substitute "P" for "N" in the model number. Electrical requirements: 110/120 volt, 60 cycle AC power source, less than 5 amp draw. Top inlet and outlet are 3/4" on 8" centers. 50T60 model includes side located space heating water connections.

6-Year* Tank & Parts Mobile Home Gas - Sealed Combustion - Convertible Gas Control

MODEL NUMBER	GALLON CAPACITY	BTU INPUT NATURAL GAS	BTU INPUT PROPANE	G.P.H. RECOVERY AT 90°F RISE (NATURAL)	G.P.H. RECOVERY AT 90°F RISE (PROPANE)	E.F.	HEIGHT TO TOP OF VENT	JACKET DIAMETER	HEIGHT TO TOP OF HEATER	HEIGHT TO SIDE T&P	FAMILY SIZE
MHSCG-62-30T30-3NV	30	30,000	30,000	31.0	31.0	.61	N/A	18	56	51-1/2	1-2
MHSCG-62-40T32-3NV	40	32,000	32,000	33.0	33.0	.59	N/A	20	56-1/2	51	3-4

ENERGY STAR® qualified models are highlighted in blue.

6-Year* Tank & Parts Direct Vent Gas - Thru-the-Wall/Thru-the-Roof Venting - FVIR-Compliant

MODEL NUMBER	GALLON CAPACITY	BTU INPUT NATURAL GAS	BTU INPUT PROPANE	G.P.H. RECOVERY AT 90°F RISE (NATURAL)	G.P.H. RECOVERY AT 90°F RISE (PROPANE)	E.F.	HEIGHT TO TOP OF VENT	JACKET DIAMETER	HEIGHT TO TOP OF HEATER	HEIGHT TO SIDE T&P	FAMILY SIZE
DVG62-40S38-NV	40	38,000	36,000	38.5	36.5	.59	65-1/4	22	50 1/2	43-7/8	3-4
DVG62-50T42-NV	50	42,000	40,000	42.6	40.5	.58	73-1/2	22	58 1/2	52-1/4	5+

Factory-installed side T&P valve. No option available for top T&P valve. Optional venting kits and terminal guard are available. *Limited warranty on tank and parts. Complete details in written warranty. Note: All dimensions and specifications listed in this brochure are subject to change without notice in accordance with our policy of continuous product improvement. Dimensions in all charts shown in inches.

6-Year* Tank & Parts Mobile Home Gas - Atmospheric - FVIR-Compliant

MODEL NUMBER	GALLON CAPACITY	BTU INPUT NATURAL GAS	BTU INPUT PROPANE	G.P.H. RECOVERY AT 90°F RISE (NATURAL)	G.P.H. RECOVERY AT 90°F RISE (PROPANE)	E.F.	HEIGHT TO TOP OF VENT	JACKET DIAMETER	HEIGHT TO TOP OF HEATER	HEIGHT TO SIDE T&P	FAMILY SIZE
MFG61-30T30-3PV	30	30,000	29,000	30.4	29.4	.61	59-3/4	16	56-1/2	49-1/2	1-2
MFG61-40T40-3PV	40	40,000	36,000	40.5	36.5	.59	62	18	58-3/4	51-3/4	3-4

Design evaluated in accordance with HUD mobile home construction and safety standard, title 24CFR, Part 3280.707 for energy efficiency. CSA International listed. Certified for installation from sea level to 4,900 feet elevation. Mobile Home gas models have gas controls that are dual rated, natural gas and LP and are shipped equipped for LP installation (may be field-retrofitted for natural gas). Includes convertible control, stainless steel alloy Low NOx certified burner, and factory-installed nipples/heat traps. Not approved for installation where sealed combustion is required. Available with side T&P valve only.

6-Year* Tank & Parts Mobile Home - Residential Electric

MODEL NUMBER	GALLON CAPACITY	G.P.H. RECOVERY 90°F RISE	E.F.	JACKET DIAMETER	HEIGHT TO TOP OF HEATER	HEIGHT TO SIDE T&P OPENING	FAMILY SIZE
MHE2F30LD045V	28	20.7	.93	22	28-3/4	22-1/2	1-2
MHE2F30HS035V	30	16.1	.93	18	45	38-1/2	1-2
MHE2F40RS035V	40	16.1	.92	20	47-1/4	40-3/4	2-3

Side connect - HUD approved for use in mobile home installation. Available with side T&P valve only. 30L is also top connect. All models are wired for non-simultaneous element operation. To order single element substitute "S" for "D" in model number. Delete "V" in model number for top T&P option, T&P opening on top of heater with the valve shipped in the box for field installation.

6-Year* Tank & Parts Lowboy - Residential Electric

MODEL NUMBER	GALLON CAPACITY	G.P.H. RECOVERY 90°F RISE	E.F.	JACKET DIAMETER	HEIGHT TO TOP OF HEATER	HEIGHT TO SIDE T&P OPENING	FAMILY SIZE
E2F30LD045V	28	20.7	.93	22	28-3/4	22-1/2	1-2
E2F40LD045V	38	20.7	.92	24	31	24-1/4	2-3
E2F50LD045V	46.5	20.7	.91	26	31	24-1/4	3-4

To order single element substitute "S" for "D" in model number. Delete "V" from model number for top T&P option, T&P opening on top of the heater with the valve shipped in the box for field installation. All models are wired for non-simultaneous element operation.

6-Year* Tank & Parts Tiny Titan® - Residential Electric

MODEL NUMBER	GALLON CAPACITY	G.P.H. RECOVERY 90°F RISE	E.F.	JACKET DIAMETER	HEIGHT TO TOP OF HEATER	HEIGHT TO SIDE T&P OPENING	FAMILY SIZE
E1E2.5US015V***	2.5	6.8	N/A	(A)	14-1/2	NA	N/A
E61-06U-017SV	6	7.5	N/A	14-1/4	15-3/4	10-3/4	N/A
E61-12U-015SV	12	6.9	N/A	16	22-3/4	21	N/A
E61-20U-015SV	19	6.9	N/A	18	25	18-1/2	N/A
E61-19L-045DV**	19	20.7	N/A	16	31-1/4	24-1/4	N/A

2.5-gallon model has 1/2" top water connections with top installed T&P only. 6U, 12U and 20U models include 3/4" top and side connections. Side mounted T&P valve.

**Available with dual elements only. 19L is top inlet and outlet.

***5-year tank & parts warranty.

(A) 2.5-gallon Tiny Titan® is 13-3/4 wide by 11 deep.

6-Year* Tank & Parts Table Top - Residential Electric

MODEL NUMBER	GALLON CAPACITY	G.P.H. RECOVERY 90°F RISE	E.F.	JACKET DIAMETER	HEIGHT TO TOP OF HEATER	FAMILY SIZE
E2F38TD045V	38	20.7	.88	24W x 25D	36	2-3

For single element models substitute "S" for "D" in model number.

*Limited warranty on tank and parts. Complete details in written warranty.